


elite HD+



GREATER EXPERIENCE, GREATER CHOICE

Addition silicone for impression taking

Zhermack 
Dental

A close-up photograph of a metal tray with several orange, circular indentations. The tray is positioned diagonally, with the top-left corner being a bright white background. The orange indentations are arranged in a pattern, and the metal rim of the tray is visible on the left side. The overall lighting is bright and even.

elite HD+

**GREATER EXPERIENCE,
GREATER CHOICE**

A vast and versatile range, to satisfy all user requirements. At the practitioner's side, every day.

DEVELOPED IN ITALY, USED THE WORLD OVER

Elite HD+ was Zhermack's first addition silicone range.

For over 25 years, Elite HD+ has boasted a vast array of impression taking solutions, making it a particularly **versatile** range **able to satisfy all clinical demands**.

DEDICATED TO THOSE WHO LIKE TO CHOOSE

The range affords practitioners the chance to choose from a diverse array of solutions, in order to opt for that which best suits their clinical practice.

Elite HD+ features **a vast range of viscosities** to suit a number of clinical indications and personal preferences, **pack types** that are ideal for all mixing techniques and **normal or fast setting times**, to meet specific requirements.

THE FULL RANGE Zhermack product choice guide

HIGH-TECH,
HIGH-PERFORMANCE
SOLUTIONS

extraPro

SOLUTIONS FOR
SPECIFIC APPLICATIONS

specialPro

**VERSATILE
SOLUTIONS**

multiPro

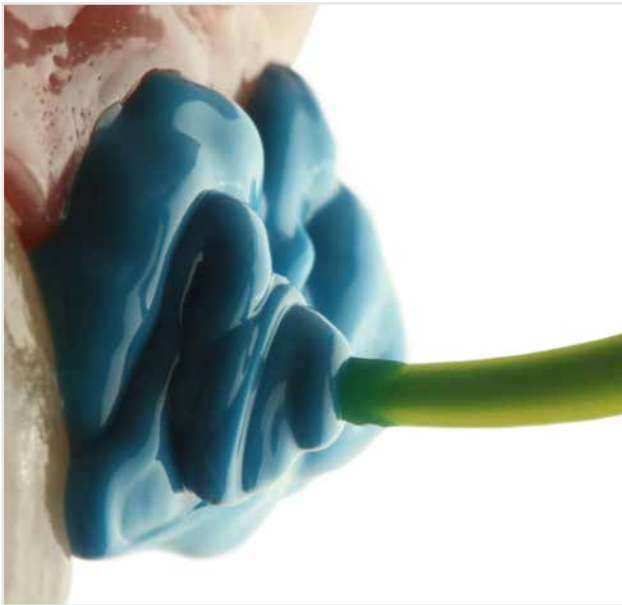
Elite HD+

ESSENTIAL
SOLUTIONS

easyPro

Versatile

One product,
many different solutions.



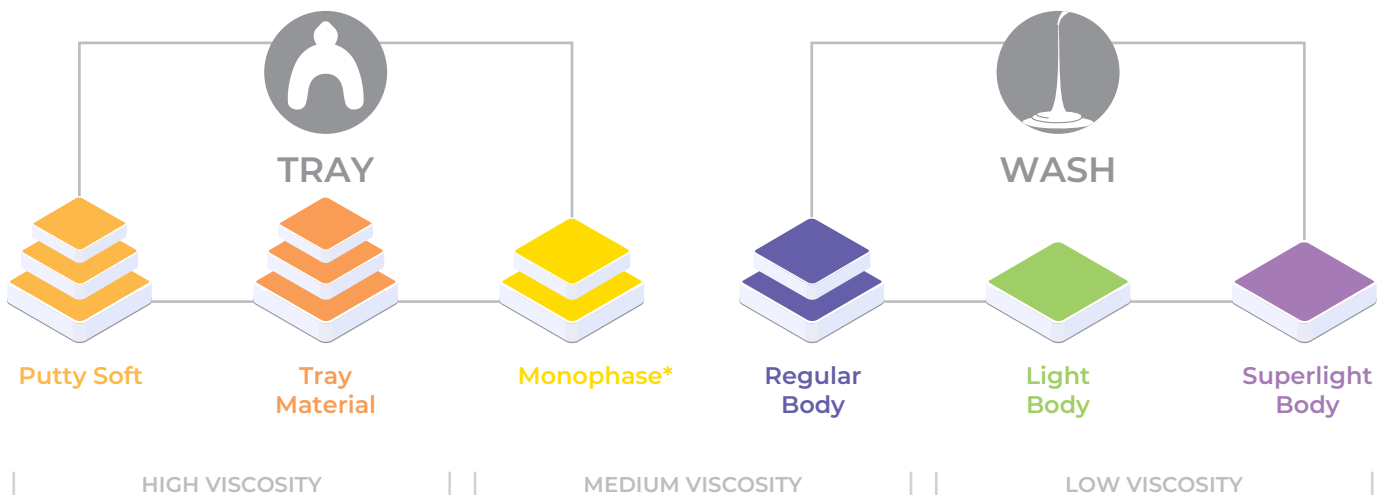
BROAD RANGE OF VISCOSITIES

Elite HD+ affords a **complete range of viscosities** to choose from: three viscosities for impression trays - Putty Soft, Tray Material and Monophase* - and as many washes - Regular Body, Light Body, Super Light Body - allowing practitioners to obtain the most accurate and precise impression possible.

BE GUIDED BY EXPERIENCE, CHOOSE THE BEST SOLUTION FOR YOU!

It is possible to choose the right combination of materials with different viscosities, depending on the technique to be used**.

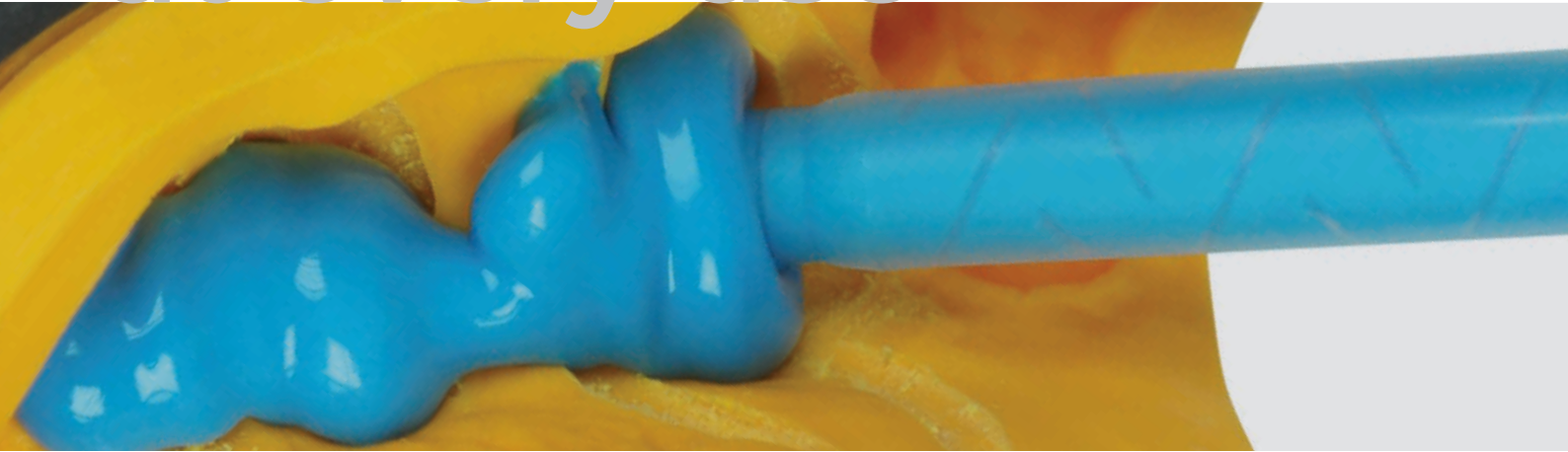
PICK & MATCH



*Monophase: can also be used with the monophase technique, as it can be positioned both on an impression tray and directly on the patient's teeth.

** For guidance on techniques and combinations, see page 9.

at every use



MANUAL, SEMI-AUTOMATIC AND AUTOMATIC MIXING

The Elite HD+ range includes **pack types suited to all mixing techniques.**

Impression tray materials for manual mixing (Putty Soft), for semi-automatic mixing using a 1:1 dispenser (Tray Material and Monophase) and for automatic mixing with a 5:1 mixer (Maxi Putty Soft and Maxi Tray Material).

Wash materials for manual mixing (Light and Regular Body in tubes) and for semi-automatic mixing with a 1:1 dispenser (Regular, Light and Super Light Body).

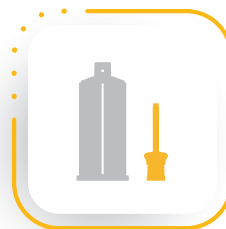
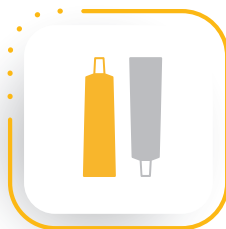
NORMAL OR FAST SETTING TIMES

The Elite HD+ range allows practitioners to choose between normal and fast set materials to suit their clinical needs or personal preferences.

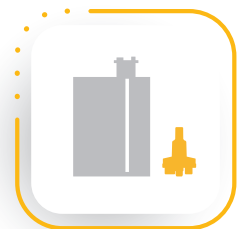
PICK & MIX



MANUAL MIXING



SEMI-AUTOMATIC MIXING



AUTOMATIC MIXING

Simply

The characteristics required for an accurate impression, in a single product^[1,2].

HYDROCOMPATIBILITY

Hydrocompatibility is another essential characteristic for an impression material, as it makes a decisive contribution to the accurate reproduction of detail.

Hydrocompatible materials flow readily over the surface of the teeth and along preparation margins, making it possible to capture the details required for an accurate impression.

HYDROCOMPATIBILITY AND THIXOTROPY: WHAT A COMBINATION!

Elite HD+ washes are **hydrocompatible** and yet **thixotropic**, making them easy for dentists to use. They flow over the surfaces they are positioned on and do not run once they have been positioned in the patient's mouth.



When we talk about hydrophilicity

Not all impression materials behave in the same way in terms of hydrophilicity.

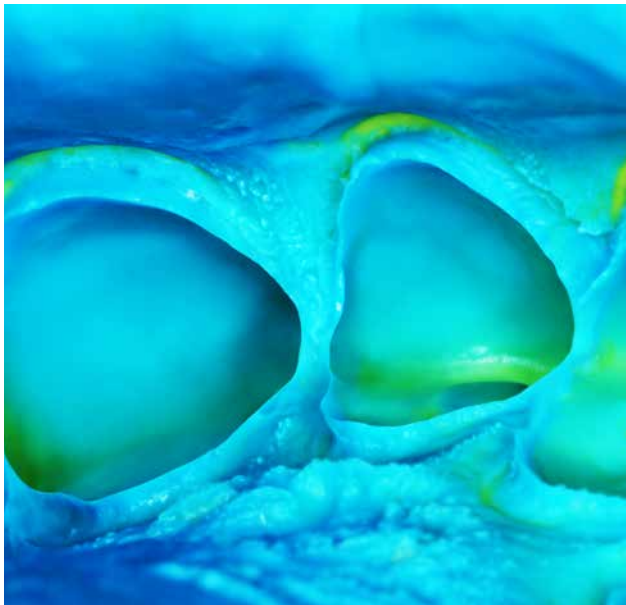
Studies published in clinical literature have shown that the high hydrophilicity of certain materials can result in the absorption of water and affect dimensional accuracy^[3].

On the other hand, the hydrophobic nature of silicones does not result in this behaviour that is potentially detrimental to the accuracy of the entire prosthetic process. At the same time, the addition of surfactants to the formula also allows them to flow readily in wet environments.

More than hydrophilicity. Affinity with water, according to Zhermack.

This is why Zhermack talks about **hydrocompatibility** to differentiate its silicones that, with their limited contact angle, afford excellent performance in wet environments by maintaining dimensional stability.

what you need



TEAR RESISTANCE

The information regarding the preparation margin is that which is most important for the work carried out by dental technicians and it must be maintained until the impression is cast, in order to obtain an accurate model.

Elite HD+ **resists the movements required to remove the impression from the patient's mouth^[3]**, thus helping to obtain an accurate result, even in the presence of undercuts.

ELASTIC RECOVERY

With an **elastic recovery of at least 99%**, Elite HD+ is able to return to its original form following the deformation that takes place when the impression is removed from the patient's mouth.



SAFE FOR USE EVEN ON INTOLERANT PATIENTS

All Zhermack addition silicones **are gluten- and lactose-free**, which guarantees peace of mind and safety even when used on intolerant patients.

This allows the dentist to perform impression procedures with peace of mind and in absolute safety.

Colour contrast

High contrast,
better visual comfort

WHEN COLOUR RHYMES WITH CERTAINTY

The high-contrast colour combinations are the most effective solutions for a better user experience.

BETTER VISUAL COMFORT

The colours of the tray materials and the washes of the Elite HD+ range were chosen to create a colour contrast for improved impression interpretation and therefore afford practitioners better visual comfort.

Impression techniques

Advice on techniques and combinations

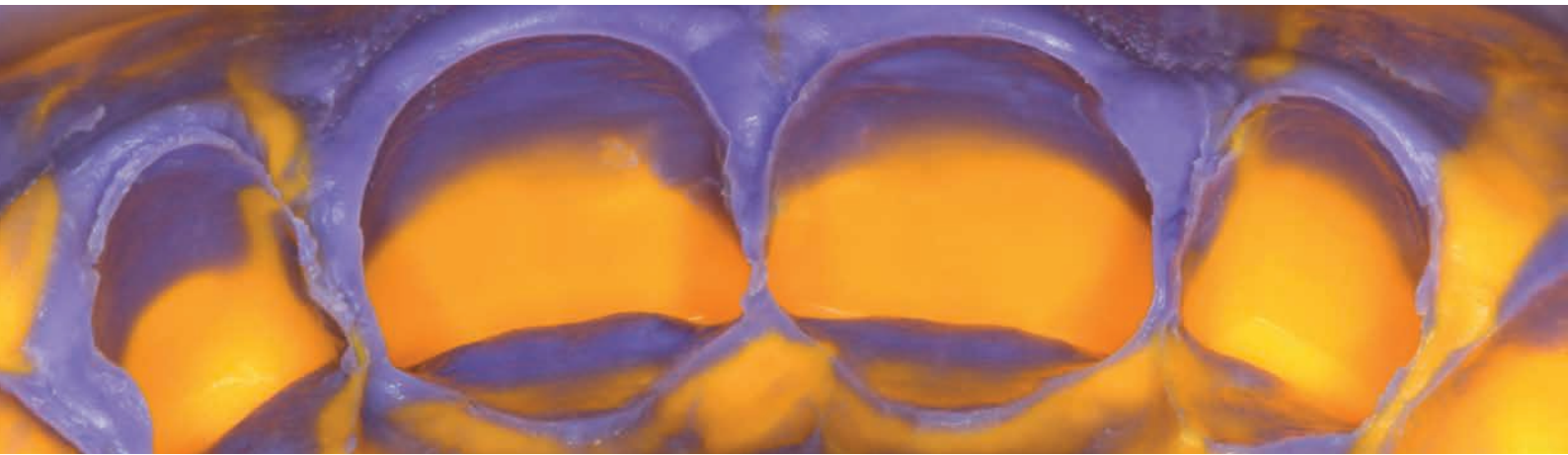


BE INSPIRED

Practitioners can choose from different combinations of materials with different viscosities. The guidance provided below is mere advice, clinicians are free to choose the combination they believe to be most appropriate, according to the clinical setting or their personal preferences.

PRODUCT	RECOMMENDED TECHNIQUE	RECOMMENDED COMBINATION
Elite HD+ Putty Soft Elite HD+ Maxi Putty Soft	Double step impression	Elite HD+ Light Body Elite HD+ Super Light Body
	Simultaneous impression	Elite HD+ Regular Body Elite HD+ Light Body
Elite HD+ Tray Material Elite HD+ Maxi Tray Material	Double step impression	Elite HD+ Light Body Elite HD+ Super Light Body
	Simultaneous impression	Elite HD+ Regular Body Elite HD+ Light Body
Elite HD+ Monophase	Monophase	

technical data



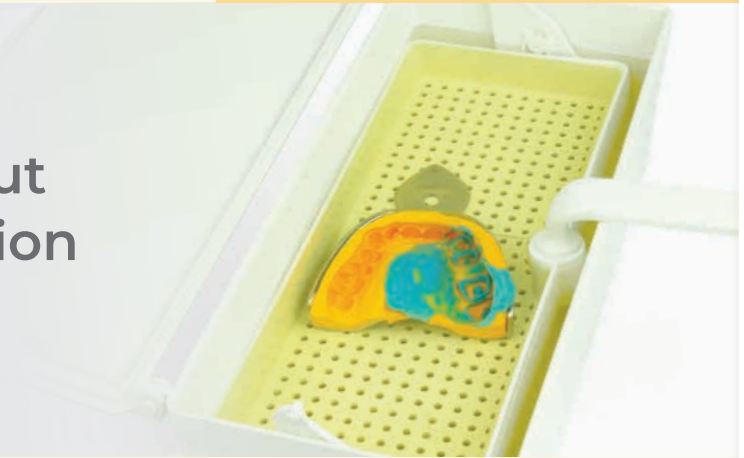
ELITE HD+	Delivery System	Type of setting		Hardness Shore A
		NORMAL SET	FAST SET	
Putty Soft	Manual mixing or 5:1 automatic mixing	•	•	60 ± 2
Putty Soft Maxi				
Tray Material	1:1 dispenser		•	60 ± 2
Tray Material Maxi	5:1 automatic mixing		•	60 ± 2
Monophase	1:1 dispenser	•		54 ± 2
Regular Body	1:1 dispenser or tube	•		45 ± 2
Light Body	1:1 dispenser or tube	•		45 ± 2
Light Body	1:1 dispenser		•	45 ± 2
Super Light Body	1:1 dispenser		•	45 ± 2

Putty Soft	<p>NORMAL SET</p> <p>Working time* Time in mouth**</p> <p>2 min 3 min 30 sec</p> <p>Total setting time 5 minutes 30 seconds</p>
Monophase	
Regular Body	
Light Body	
Putty Soft	<p>FAST SET</p> <p>Working time* Time in mouth**</p> <p>1 min 30 sec 2 min 30 sec</p> <p>Total setting time 4 minutes</p>
Tray Material	
Light Body	
Super Light Body	

*These times should be considered as from the start of mixing, at 23°C / 73°F

**The time in mouth is intended as at 35°C / 95°F

Find out more about Zhermack impression products



The disinfection of the impression is an essential step in order to limit the risk of cross-contamination between the dental practice and the dental laboratory.

All Zhermack silicones can be disinfected using products containing quaternary ammonium salts, mixtures of alcohol and surface tension reducers, such as **Zeta 7 Spray** and **Zeta 7 Solution** from Zhermack's Zeta Hygiene line, whilst maintaining their dimensional stability and surface detail reproduction even after disinfection^[4,5].



Zeta 7 Spray

Ready-to-use disinfectant spray with a broad spectrum of action for rapid impression disinfection.

Zeta 7 Solution

Concentrated disinfectant with a broad spectrum of action for impression disinfection



Elite HD+ 5:1 cartridges can be used with **Sympress**, the automatic mixer designed for quick and easy impression material mixing.

Automatic mixing makes it possible to obtain constant mixing with a quality that is usually superior to manual mixing.

For more information please visit our website: www.zhermack.com

Codes



multiPro

ELITE HD+ PUTTY SOFT - HIGH VISCOSITY ADDITION SILICONE

Code	Setting time	Pack type
C203000	Normal Set	2 x 250 ml tubs (Base + Catalyst) + 2 measuring spoons
C203010	Fast Set	
C203002	Normal Set	2 x 450 ml tubs (Base + Catalyst) + 2 measuring spoons
C203012	Fast Set	

ELITE HD+ MAXI PUTTY SOFT - HIGH VISCOSITY ADDITION SILICONE

Code	Setting time	Pack type
C202340	Normal Set	2 x 380 ml cartridges (Base + Catalyst) + 15 dynamic-static mixing tips + 2 tip lockers
C202360	Fast Set	
C202370	Fast Set	6 x 380 ml cartridges (Base + Catalyst) + 2 tip lockers

ELITE HD+ TRAY MATERIAL - HIGH VISCOSITY ADDITION SILICONE

Code	Setting time	Pack type
C202032	Fast Set	2 x 50 ml cartridges (Base + Catalyst) + 6 mixing tips (medium)

ELITE HD+ MAXI TRAY MATERIAL - HIGH VISCOSITY ADDITION SILICONE

Code	Setting time	Pack type
C202320	Fast Set	2 x 380 ml cartridges (Base + Catalyst) + 15 dynamic-static mixing tips + 2 tip lockers
C202330	Fast Set	6 x 380 ml cartridges (Base + Catalyst) + 2 tip lockers

ELITE HD+ MONOPHASE - MEDIUM VISCOSITY ADDITION SILICONE

Code	Setting time	Pack type
C202020	Normal Set	2 x 50 ml cartridges (Base + Catalyst) + 12 mixing tips (small)

ELITE HD+ REGULAR BODY - MEDIUM VISCOSITY ADDITION SILICONE

Code	Setting time	Pack type
C203020	Normal Set	2 x 50 ml cartridges (Base + Catalyst) + 12 mixing tips (small)
C203025	Normal Set	2 x 90 ml tubes (Base + Catalyst)

ELITE HD+ LIGHT BODY - LOW VISCOSITY ADDITION SILICONE

Code	Setting time	Pack type
C203030	Normal Set	2 x 50 ml cartridges (Base + Catalyst) + 12 mixing tips (small)
C203035	Normal Set	2 x 90 ml tubes (Base + Catalyst)

ELITE HD+ LIGHT BODY - LOW VISCOSITY ADDITION SILICONE

Code	Setting time	Pack type
C203040	Fast Set	2 x 50 ml cartridges (Base + Catalyst) + 12 mixing tips (small)

ELITE HD+ SUPER LIGHT BODY - LOW VISCOSITY ADDITION SILICONE

Code	Setting time	Pack type
C203050	Fast Set	2 x 50 ml cartridges (Base + Catalyst) + 12 mixing tips (small)



Equipment

Code	Model
6000-0000	Sympress – 230 V
6000-1000	Sympress – 120 V
6000-2000	Sympress 230 V UK plug
6000-3000	Sympress 100 V

Accessories

C202085



Mixing tips - small (48 pcs)

C202086



Mixing tips - medium (48 pcs)

C202090



Oral tips (48 pcs)

C700025



Universal Tray Adhesive - 10 ml bottle

C202100



D2 1:1 dispenser

C205530



Dynamic-static mixing tips (50 pcs)

C205540



Tip locker for dynamic-static mixing tips (2 pcs)

D510010



Putty Cut

C207200



Spatula for silicones

Bibliography

- [1] Lee H, Ercoli C, Funkenbusch PD, Feng C. Effect of subgingival depth of implant placement on the dimensional accuracy of the implant impression: an in vitro study. *J Prosthet Dent.* 2008;99(2):107-113. doi:10.1016/S0022-3913(08)60026-8
- [2] Türk AG, Ulusoy M, Mert YÜCE, Hakan AKIN. Effect of different impression materials on the marginal fit of frameworks: An in-vitro study. *Cumhuriyet Dental Journal*, 2016, 19.2: 145-153.
- [3] [Gonçalves F S, Popoff D A V, Castro C D L, Silva G C, Moreira A, Magalhães C S, Moreira A N. Dimensional stability of elastomeric impression materials: a critical review of the literature. *The European journal of prosthodontics and restorative dentistry.* 2011; 19:1-4. doi:10.1922/EJPRD_998Silva04
- [4] Sinobad T, Obradović-Đuričić K, Nikolić Z, Dodić S, Lazić V, Sinobad V, Jesenko-Rokvić A. The effect of disinfectants on dimensional stability of addition and condensation silicone impressions. *Vojnosanitetski pregled*, 2014, 71.3: 251-258.
- [5] Amin WM, Al-Ali MH, Al Tarawneh SK, Taha ST, Saleh MW, Ereifij N. The effects of disinfectants on dimensional accuracy and surface quality of impression materials and gypsum casts. *J Clin Med Res.* 2009;1(2):81-89. doi:10.4021/jocmr2009.04.1235



Fulfilling your needs