



Instructions for use

myQuickmat All-round introkkit

developed with **STYLEITALIANO™**



circumferential
matrix
systems

instructions for use

A - Description

myQuickmat All-round is the circumferential matrix system designed to perform anatomical posterior restorations of teeth with missing structures. The easy-to-use Quickmat All-round matrices enable restorations with naturally contoured anatomies and tight contact surfaces. Thanks to API (Autoclavable Placement Instrument), positioning Quickmat All-round matrices is stable and straightforward. API provides support and prevents the tensioning spool from tilting during matrix tightening. With myQuickmat All-round circumferential matrix system, you can comfortably treat challenging cases in the posterior region, working on an obstacle-free, accessible operating field.

B - Composition

API (Autoclavable Placement Instrument for Quickmat All-round): Reinforced Thermoplastic
Quickmat All-round premolar circumferential matrices: thermoplastic and stainless steel
Quickmat All-round molar circumferential matrices: thermoplastic and stainless steel
TheWedge interdental wedges: thermoplastic

C - Indications

myQuickmat All-round circumferential matrix system is indicated for Class II molar and premolar restorations, missing adjacent teeth, teeth with missing cusps, tooth isolation for medium and large build-ups and mesial-occlusal-distal cavity restorations.

D - Contraindications

None known.

E - Side effects

There are no known side effects. Promptly report any serious incident by contacting your distributor or Polydentia.

F - Interactions with other medical devices or products

There are no known interactions.

G - Information for the patient

No information for the patient related to the myQuickmat All-round Introkit and its components is necessary.

H - Preservation and storage

Store in a clean and dry environment.

I - Warnings

Due to the presence of small and sharp components, the use of a rubber dam is mandatory to avoid accidental ingestion or aspiration.
In case of accidental inspiration of a myQuickmat All-round Introkit component (spool, matrix or wedge) seek immediate medical attention.
In case of ingestion of a component of myQuickmat All-round Introkit, it is strongly recommended seeking for medical assistance and locate the ingested components. If illness develops after ingestion, consult a doctor immediately.
API (Autoclavable Placement Instrument) is supplied non-sterile and must be appropriately disinfected, cleaned and sterilized before each use. Please refer to the Cleaning, disinfection and Sterilization Instructions at polydentia.com.

L - Application

See the following pictograms.

M - Pack sizes available

See “Order now” section.

N - Disposal

Due to their composition, Quickmat All-round premolar and molar circumferential matrices and The Wedge cannot be sterilized and are therefore single use devices. Do not reuse them. Properly dispose devices contaminated with potentially infectious substances of human origin, in accordance with local regulations.

O - API (Autoclavable Placement Instrument) reconditioning

For a proper, effective and safe reconditioning of API (Autoclavable Placement Instrument) read the Cleaning, Disinfection and Sterilization instructions at polydentia.com.



QR instructions
Cleaning and
Sterilization
Guide or go to
polydentia.ch

application



1. Select the appropriate matrix size according to the clinical situation

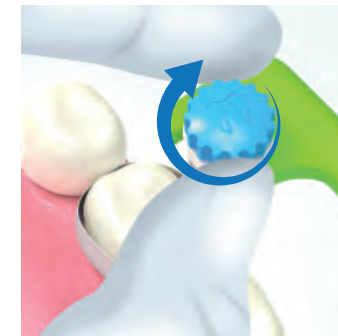
2. Place the spool on API (Autoclavable Placement Instrument for Quickmat All-round)



3. Position the spool over the tooth to be restored



4. Gently push the matrix to insert it into proximal toward cervical



5. Turn the tensioning knob clockwise to tighten the matrix around the tooth to be restored. Then, gently remove API



6. Select the appropriate sized The Wedge to adjust the matrix cervically and insert it firmly



7. Burnish the matrix. For a better contact, burnish the band towards the adjacent tooth using an appropriate instrument. Proceed with the restoration



8. After the cavity is filled and light cured, turn the tensioning knob counterclockwise to loosen the matrix, then remove the matrix gently by pulling the spool upwards.

CLINICAL APPLICATIONS

- missing adjacent tooth
- teeth with missing cusps
- molar and premolar class II restorations
- tooth isolation for core build-up
- MOD's

order
now

myQuickmat All-round introkit - REF 6850

- 2

pcs.

API, Autoclavable Placement Instrument for Quickmat All-round
- 15

pcs.

Quickmat All-round circumferential posterior matrices premolar - 0.03mm/5.5mm
- 15

pcs.

















Quickmat All-round circumferential posterior matrices molar - 0.03mm/6.3mm
- 45

pcs.

The Wedge interdental wedges, assorted

Use only with rubber dam - For professional use only



Refills	Quantity			REF	
	2	pcs.	API, Autoclavable Placement Instrument for Quickmat All-round	REF 6851	CE MD   
	35	pcs.	Quickmat All-round circumferential posterior matrices - molar - 0.03mm/6.3mm	REF 6856	CE MD 
	35	pcs.	Quickmat All-round circumferential posterior matrices - premolar - 0.03mm/5.5mm	REF 6855	CE MD 
	100	pcs.	The Wedge, XSmall (XS)	REF 7011	CE MD 
	100	pcs.	The Wedge, Small (S)	REF 7012	CE MD 
	100	pcs.	The Wedge, Medium (M)	REF 7013	CE MD 
	100	pcs.	The Wedge, Large (L)	REF 7015	CE MD 



symbols

REF	Item number
LOT	Batch code
	Consult instructions for use
	Do not reuse
	Manufacturer
CE	CE mark
	Ultrasonic bath
	Washer-disinfector for thermal disinfection
	Sterilizable in a steam sterilizer (autoclave) at the temperature specified
MD	Medical Device
EC REP	European Authorised Representative



Polydentia SA
via Cantonale 47
6805 Mezzovico-Vira
Switzerland

phone: +41 91 946 29 48
fax: +41 91 946 32 03

info@polydentia.ch
polydentia.ch



IDD
International Dental Distributors AG
Heiligkreuz 44, 9490 Vaduz
Liechtenstein